




### **SsangYong Motor Company**

12<sup>th</sup> floor, Poonglim building 823,  
Yeoksam-dong, Gangnam-gu,  
Seoul, 135-784, Republic of Korea  
Phone : 82-2-3469-2096

Fax : 82-2-3469-2285

Official Website : [www.smotor.com](http://www.smotor.com)

Official Facebook  :

[www.facebook.com/ssangyongglobal](https://www.facebook.com/ssangyongglobal)

Some of the equipment shown in this brochure is optional  
and may not be available on all models or in all markets.  
All specifications are subject to change without notice.  
Please contact your local dealer for the latest information.

**REXTON** 

New Face, New Heart







The Rexton W remains true to the brand identity, while new, upgraded elements maximize the pleasure and value that this superb SUV delivers. The "W" in the name stands for "work of art" and "world class", underscoring the modern and sophisticated design concept.



















# NEW FACE OF MODERN REFINEMENT AND LUXURY

## SUV ruggedness made over in a modern, sophisticated style

The Rexton W greets you with updated grille with emblem prominently displayed and projection headlamps reconfigured to resemble the eyes of an eagle. The hood character line adds fullness to the distinctive, aggressive look up front, while along the sides, the stainless steel beltline and side seal chrome moulding bring a well-balanced flow from the front fender to the rear quarter.



03\_Full-bodied hood character line

01\_25Watt Head lamp with LED positioning lamp  
04\_Elegant rear combination lamps

02\_Simple, modern radiator grille  
05\_Stainless steel beltline and side seal chrome moulding










# NEW AESTHETICS FOR THE DRIVER

## A more pleasant driving experience all around

The feeling of luxury is immediate as you enter the cabin, starting with the jet black interior complemented by metal grain trim. That feeling only grows stronger as you discover all the extras at your fingertips. The driver's seat adjusts eight ways, and the settings for individual drivers can be recalled with a push of a button. Stereo system operation is hands-free, and a power jack on the upper dash accommodates navigation systems and smart phones. The steering wheel cover is heated, and warmers are built into all seats to keep occupants in comfort on wintry days.



01\_Heated steering wheel  
04\_Power seats in front



02\_LED black face cluster  
05\_Heated seats front & back



03\_Driver's seat with memory function  
06\_Front Ventilated Seat















## BROWN INTERIOR PACKAGE



01\_



02\_



03\_



04\_

01\_Brown leather seat covers  
03\_Cup holders in rear

02\_Centre armrest  
04\_Brown front door trim

※ Note : This package is available with high grade spec. for any Rexton W model.

# NEW COLORS TO CHOOSE FROM

## Sumptuousness taken to new heights

The brown and beige interior ensembles are designed for car owners who enjoy the extraordinary. The ambience of the high-quality materials provides a special kind of comfort inside the cabin. A luxurious center console trimmed with silver paint and chrome adds a metallic feel to the modern instrument panel and helps to unify the system components.



01\_



02\_



03\_



04\_

01\_Beige leather seat covers  
03\_Cup holders in rear

02\_Centre armrest  
04\_Beige front door trim







## More flexibility for more value

The Rexton W represents the height of practicality, allowing you to do more and carry more. The seats can be configured multiple ways for maximum utilization of the roomy interior. The roof rack is suitable for carrying bicycles and the other long and bulky items you need on outdoor excursions.



# UTILITY MULTIPLIED



Full seating



Normal seating



2nd row  
40% flat



2nd row folded flat for  
max. cargo capacity











# AN EXCITING NEW HEART



## Performance now better than ever

Our latest power plant, the 2000cc RX200e-XDi, boasts a 14% improvement in fuel efficiency, complying with the Euro 5 emission standard. Maximum output is 155ps at 4,000 rpm, and low-end torque can reach 190Nm at 1,000 rpm for superior starts. Maximum torque is kept within the 1,500-2,800rpm range, where the engine runs most of the time, for outstanding acceleration when passing. The use of low-viscosity motor oil (5W 30) makes oil changes less frequent, while an innovative multi-twister system lowers motor oil consumption considerably.



### 5-speed Automatic

The E-tronic automatic transmission, built with Mercedes-Benz technology, provides smooth and quiet operation. The advanced AI programme monitors the vehicle's operational status and can anticipate the driver's intentions, while optimal gear changing delivers the best driving performance at high speed and improves fuel efficiency.



### Thumbs Up Manual Mode

The Rexton W with automatic transmission features a sporty driving option. Switches on the gearshift knob and steering wheel let the driver shift gears up or down manually.



### New 6-speed Manual

A wide-spread gear ratio provides a great "launch feel" when starting out as well as lower engine rpms at high speed, for quieter operation. Ergonomic gate definition delivers best-in-class shift comfort. Self-adjusting technology and high-efficiency concentric slave cylinders compensate for increased pedal force as the clutch disc wears, thereby extending the usable lifetime of the clutch.



**RX200e-XDi**  
155ps (114kW)  
1,998cc VGT







# DYNAMIC DRIVING, COMFORTABLE RIDE

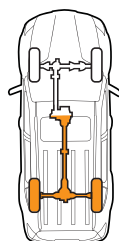


## The authentic SUV performance

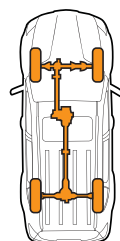
The Rexton W incorporates the same advanced technologies found on luxury saloons to deliver outstanding handling and the best possible ride. Traveling in this SUV promises to be a pleasure for driver and passengers alike.

### Part-time 4WD

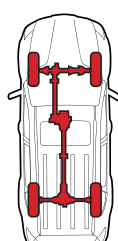
Part-time 4-wheel drive is simple and offers great drivability. Normally, the vehicle is driven by the rear wheels only, lowering fuel consumption because of the lower rolling resistance. The driver can switch the transaxle to four-wheel drive while the vehicle is in motion whenever additional traction is required.



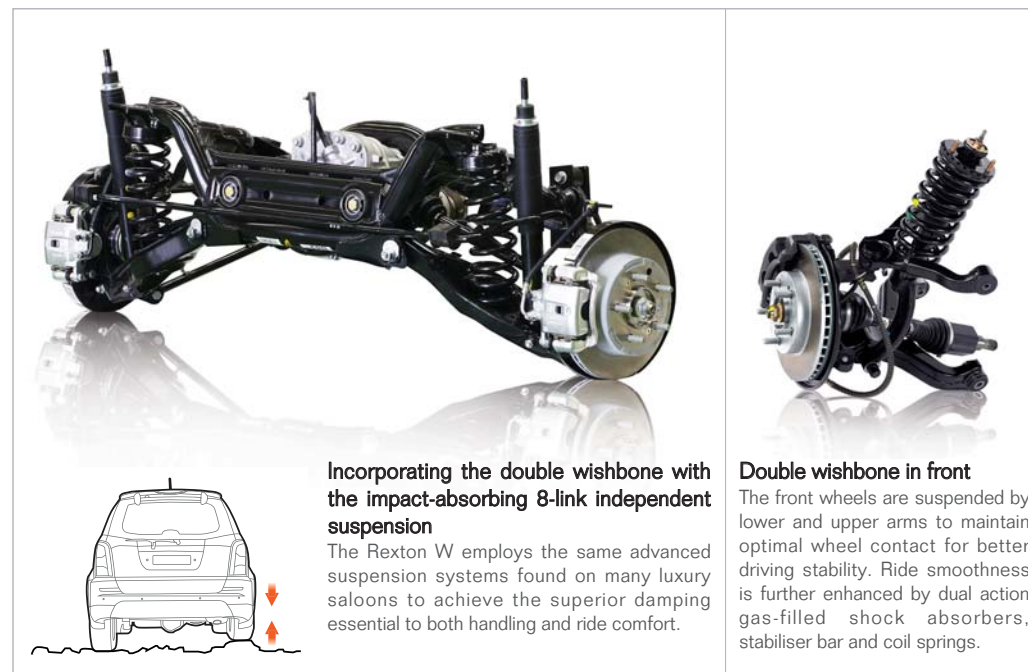
2WD High-gear Mode



4WD High-gear Mode



4WD Low-gear Mode



### Incorporating the double wishbone with the impact-absorbing 8-link independent suspension

The Rexton W employs the same advanced suspension systems found on many luxury saloons to achieve the superior damping essential to both handling and ride comfort.

### Double wishbone in front

The front wheels are suspended by lower and upper arms to maintain optimal wheel contact for better driving stability. Ride smoothness is further enhanced by dual action gas-filled shock absorbers, stabiliser bar and coil springs.

You can choose between Rexton's proven five-link suspension with coil springs and the all-new 8-link independent suspension system. Each link performs a specific wheel locating task to ensure constant steering stability and superior handling amid changing road conditions. Moreover, the wheels move independently of one other, reducing chassis movement on rough surfaces and maintaining optimal wheel control at all times.


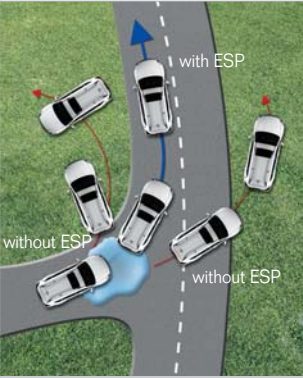
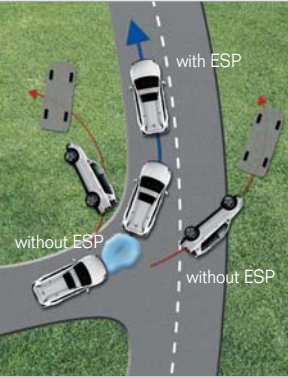




# SMART SAFETY, GOOD IDEA

## In control under any circumstance

The Rexton W is equipped with cutting-edge active safety systems, including the Electronic Stability Program, which integrates the electronic brake-force distribution, the antilock braking system, brake-assist system, traction control system, and active rollover protection. The ESP monitors the vehicular status at all times, and takes charge of engine output and brake force the moment the driver is in danger of losing control.

HDC_Hill Descent Control	ESP_Electronic Stability Programme	
		
Negotiating steep gradients most safely	Preventing under-steering or over-steering accidents	Preventing a rollover
When the downward gradient reaches 10% or more, the HDC assumes braking duties and maintains slow and steady vehicular movement. The driver can focus solely on steering.	The electronic stability programme monitors road conditions and vehicular status constantly, adjusting engine output and braking whenever the driver is about to lose control. ESP integrates the antilock brake system, active rollover protection, anti-slip regulation and brake-force assist to improve the Rexton W intervention capabilities.	



### TPMS\_Tyre Pressure Monitoring System

The TPMS measures tyre pressure constantly and when abnormality is detected issues an alert to the driver that reflects the degree of urgency.











# SOLID PLATFORM, A SAFETY FUNDAMENTAL

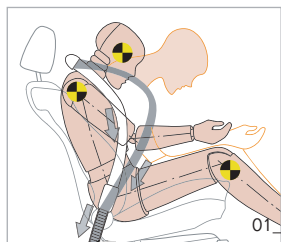
## Maximum protection in a collision

The Rexton W is designed to withstand impacts and disperse impact force most effectively in order to ensure the safety of all occupants. The front crossbar is bolted onto the frame, and both the front and rear bumpers are reinforced for better impact absorption in head-on or rear-end collisions. The overall chassis is also fortified with high tensile-strength steel plate. Inside, the driver is safeguarded by a collapsible steering column. Both the driver's and front passenger's seats are equipped with the seatbelt pretensioner and load limiter, and all occupants are protected with airbags.



Prepared to protect you and your family should the unthinkable ever occur

The ultimate value of any vehicle is measured by how well you can walk away from it after an accident. In advance of its impressive aesthetics and comforts, the Rexton W has been designed to withstand impacts and disperse impact force most effectively. The front-row seats are protected by frontal airbags and supplemental side-impact airbags.



01\_Safety belt pretensioner and load limiter



02\_Speed-sensing door lock



03\_Door impact bar

### Solid reinforcement

The ultra-rigid frame, which features triple-layer construction, is built to absorb and disperse shocks and impacts of all kinds. This means less vibration during normal operation, longer durability overall and greater safety in a collision.

(cross-section)  
Steel frame with  
triple-layer construction



04\_ISO-FIX




05\_Front and backup warning system







A full-page background image of a lush forest. Tall, straight tree trunks are visible, with sunlight streaming through the dense green canopy, creating a dappled light effect on the forest floor. The scene is peaceful and natural.

The Rexton W proudly carries on the tradition of Korea's flagship SUV. The interior and exterior sport a luxurious new face, while an exciting new heart beats under the hood. Everything you've liked about the Rexton before is here together with much more.







# STYLE, COMFORT AND CONVENIENCE EXTRAS



## Safety power window on driver's side

Stops closing and reopens automatically if obstructed by an object.



## Privacy glass

Keeps out prying eyes for visual security.




## Fog lamps

Helps the driver see and be seen in inclement weather.



## Folding heated outside mirrors

Power adjustable, remains clear on cold or wet days, facilitates negotiation of narrow spaces.



## Noise and solar control glass

Maintains a quiet cabin and reduces glare and harmful UV rays.



## Rear spoiler with LED stop lamp

Adds a touch of sportiness to the SUV, improves safety.



## Heated rear glass

Keeps the view clear of frost and fog on cold days for greater driving safety.



## Flip-up glass

An easy way to access the back without opening the tailgate.



## The Rexton W offers many little extras that add up to a big difference in how you feel about your SUV

The Rexton W is an extraordinary SUV. You are treated to the sumptuous comfort that you'd expect from a luxury saloon. This is a masterpiece of automotive art crafted for people who truly appreciate excellence and who love to drive.



### Eco-cruise control

Helps save fuel and make driving long distances easier; activated by a lever on steering wheel.



### Bluetooth hands-free

Enhances driving safety by allowing the driver to stay focused on the road.



### 3-person memory driver's seat



### Easy access mode



### Auto light & Rain sensing control unit

Automatically activate wipers and headlamps when rain falls on the windshield.



### Speed-sensing power steering

Makes driving safer by increasing required steering effort as vehicular speed accelerates.



### Heated steering wheel

Operates with the flip of a switch to keep the steering wheel warm on cold days.





## TYRES & WHEELS

18" alloy wheels with 255/60 tyre or Bridgestone tyre  
16" alloy wheels with 235/75 tyre or 255/70 tyre



## Electrochromic mirror

Automatically cuts headlamp glare for greater driving safety at night.



## RDS audio system

Provides digital data to accompany conventional radio broadcasts.



## USB & AUX. slot

For providing music from external sources.



## Stainless steel door scuffs

Adds a stylish look and helps protect the floor mats.



## Centre console

Serves as armrest and handy storage compartment, matches interior decor.



## Power outlets

Offers all occupants with a convenient way to recharge handheld electronics.



## Lumbar support

Relieves back fatigue on long hauls.



## Panic alarm

The driver can remotely activate the antitheft alarm if a suspicious person is lurking near the vehicle or if some other kind of help is needed.





## SEATS



## INTERIOR ACCENT



## COLOUR GUIDE





## FEATURES LIST

## APPEARANCE

Projection headlamp with LED positioning lamp
Chrome coated radiator grille
Chrome coated radiator grille (Deluxe Vertical type)
Aero-blade wipers
Outside mirror with LED side repeater
Body color exterior door handles
16" alloy wheels 235/75 tyres (No flange)
16" alloy wheels 255/70 tyres (No flange)
18" alloy wheels 255/60 tyres (Diamond cutting)
Bridgestone tyres
Stainless steel inserted in door belt line
Chrome inserted in door sill molding
Fashionable roof racks
Side steps
LED rear combi. lamp with light guide
Sporty air spoiler with LED high-mounted stop lamp
Flip-up tailgate glass with deluxe air spoiler
Pole antenna
All-around tinted glass
Temporary spare tyre
Engine cover to dampen noise heard both inside and outside the cabin
Stainless steel door scuff
Chrome tailpipe
Towing and lashing hook
Safety power sunroof
Metalgrain accented on fascia, console and door trim
Woodgrain accented on fascia, console and door trim
New W Badge
25Watt HID head lamp

## AIR CLIMATE

PTC (positive temperature coefficient) heater
Fully automatic air conditioning with temperature sensor and outside temperature gauge
Air quality control system
Rear vent duct for improved air circulation
Two air filters to ensure interior air stays fresh

## CONVENIENCE

Heated steering wheel
Electronic cruise control
Windshield wiper de-icer
Headlamp leveling device to maintain maximum illumination
Rear wiper and washer to ensure an unobstructed view
Heated tailgate window with timer to defrost before starting up the vehicle
Remote keyless entry system with burglar alarm
Folding type Dual REKES (Remote Keyless System)
Illuminated ignition key slot to help you get started in the dark
Auto light control and rain sensing wiper
Battery saver
Blue-tinted outside door mirrors that can be electrically adjusted, folded and heated
Power-folding outside door mirrors
Easy-to-read black face cluster with blue color
Solar and noise control windshield glass
Solar front door glass
Privacy glass (rear door windows, quarter windows and tailgate window) to keep interior cool and add the look of luxury
2DIN MP3 CDP audio system (RDS)
Audio remote control switch on steering wheel
USB and AUX. slot
Bluetooth system
Six speakers
12V DC power outlets-on upper fascia, under the front passenger seat, and in the cargo bay
Boot storage compartment under cargo bay
Coat hangers in the rear
Mobile illuminated ashtray
Overhead console in easy reach
Digital clock on the dashboard
Dual gas-filled struts for bonnet and tailgate
Handy centre storage console
Manual seatbelt height adjustment on "B" pillar
Map pockets on the inside of the doors
Pop-out cup holders in the front and rear

## Sunvisors with illuminated vanity mirror

Glove box with inner flocking
Luggage cover, luggage net and barrier net to improve cargo utility
Leather steering wheel cover with metalgrain or woodgrain accent
Floor mat

## MECHANICAL

155ps 2.0 e-XDi diesel engine with CDPF
Part-time 4WD with shifting on the fly
6-speed manual transmission with gear shift indicator
E-Tronic 5-speed automatic with winter mode safety feature (Mercedes-Benz)
Thumbs Up shift buttons on steering wheel and switch on gearshift knob for more dynamic driving response
Double wishbone front suspension system with coil springs
Five-link rear suspension system with coil springs
Impact-absorbing 8-link rear suspension (IRS)
78L fuel tank
Hydraulic power steering
Speed sensitive power steering

## SEATS

8 way power-adjustable driver's seat
4 way power-adjustable front passenger's seat
3 <sup>rd</sup> row seats can be folded fully flat for ample luggage room
Settings for three drivers, including seat & outside door mirror positions, stored in onboard memory
4 way (sliding & tilting) easy access mode for driver's seat
Heated front seats with 5 comfortable settings
Front ventilated seats
Heated rear seats for cushion and seat back
Sliding front headrests
60:40 split folding 2 <sup>nd</sup> -row seats with folding centre armrest
Luxurious leather seat covers for comfort

## SAFETY

TPU (thermoplastic polyurethane) seat covers

---

Appealing woven cloth seat covers for beige interior

---

Appealing double rachel cloth seat covers for black interior

Ultra-rigid frame for greater strength, less vibration and noise
Door impact beams for optimal protection from side collisions
Airbags for driver and front passenger
Seatbelt load limiters and pre-tensioners
Side airbags
4 channel anti-lock braking system
Electronic stability programme (ESP) with emergency brake assist, hill descent control (HDC) and active roll-over protection (ARP)
Front ventilated disc brakes
Rear ventilated disc brakes with IRS
Rear disc brakes
Front cornering sensors
Rear obstacle warning system with 3-stage alarm
Door courtesy lamps
Front fog lamps
Rear fog lamps
Immobiliser system
Childproof safety lock
Speed sensitive door lock
Collapsible steering column
ISO-FIX and tether anchoring for baby car seat
Seatbelt reminder to bring the driver's attention to the seatbelt
Electrochromic inside rear view mirror
Safety power windows
Visual VIN
Tyre pressure monitoring system
Daytime running lamps

※ Some of features may be optional or not be available according to market. Please contact your local dealer for the exact details regarding vehicles sold in your area.



## TECHNICAL DATA

ENGINE			DIESEL 2.0 (w/ CDPF)			DIESEL 2.0 (w/ CDPF)			
DRIVEN WHEELS			2WD			PART-TIME 4WD			
TRANSMISSION			6MT		5AT	6MT		5AT	
EMISSION			EURO 5			EURO 5			
DIMENSIONS	Overall length		mm	4,755					
	Overall width		mm	1,900					
	Overall height		mm	1,840 (with roof rack)					
	Tread	Front	mm	1,570					
		Rear	mm	1,570					
	Overhang	Front	mm	885					
		Rear	mm	1,035					
	Wheelbase		mm	2,835					
	Approach angle		degree	28					
	Departure angle		degree	25.5					
	Ramp angle		degree	22.5					
	Min. clearance	Front	mm	250			250		
Rear		mm	216			216 (IRS:260)			
Min. turning radius		m	5.7						
WEIGHT	Gross vehicle weight		Kg	2,710					
	Kerb weight		Kg	1,901 ~ 1,965		1,925 ~ 1,989		1,960 ~ 2,024	
	Gross trailer weight	Braked	Kg	2,600					
		Unbraked	Kg	750					
ENGINE	Fuel		-	Diesel					
	Capacity		cc	1,998					
	Bore X Stroke		mm	86.2 X 85.6					
	Compression ratio		-	16.5 : 1					
	Number of cylinders		-	4 in-line					
PERFORMANCE	Max. power	kW/rpm	114/4,000						
		ps/rpm	155/4,000						
	Max. torque	Nm/rpm	360/1,500 ~ 2,800						
		kg·m/rpm	36.7/1,500 ~ 2,800						
	Low-end torque		Nm/rpm	190/1,000					
	Max. speed		Km/h	173		175		175	
FUEL CONSUMPTION	CO2 (Combined)		g/km	193		199		196	
	Combined		L/100km	7.3		7.5		7.8	
	Urban		L/100km	9.4		9.5		9.4	
	Extra Urban		L/100km	6.1		6.4		6.3	

※ IRS : Independent Rear Suspension. ※ The fuel economy can vary according to the road condition or driver's habit.

## DIMENSIONS

