



**SsangYong Motor Company**

Marketing Team  
12<sup>th</sup> floor, Poonglim building 823,  
Yeoksam-dong, Gangnam-gu,  
Seoul, 135-784, Republic of Korea  
Phone : 82-2-3469-2206  
Fax : 82-2-3469-2283  
Official Website : [www.smotor.com](http://www.smotor.com)

Some of the equipment shown in this brochure is optional  
and may not be available on all models or in all markets.  
All specifications are subject to change without notice.  
Please contact your local dealer for the latest information.

SYMC 2012/07 LHD (General) ENGLISH Printed in KOREA

**REXTON**   
New Face, New Heart







The Rexton W remains true to the brand identity, while new, upgraded elements maximize the pleasure and value that this superb SUV delivers. The “W” in the name stands for “work of art” and “world class”, underscoring the modern and sophisticated design concept.





Yas Island  
Rotana







# NEW FACE OF MODERN REFINEMENT AND LUXURY

SUV ruggedness made over in a modern, sophisticated style

The Rexton W greets you with updated grille and projection headlamps reconfigured to resemble the eyes of an eagle. The hood character line adds fullness to the distinctive, aggressive look up front, while along the sides, the stainless steel beltline and side seal chrome moulding bring a well balanced flow from the front fender to the rear quarter.



03\_Full-bodied hood character line

01\_Scowl headlamps

04\_Elegant rear combination lamps

02\_Simple, modern radiator grille

05\_Stainless steel beltline and side seal chrome moulding







# NEW AESTHETICS FOR THE DRIVER

## A more pleasant driving experience all around

The feeling of luxury is immediate as you enter the cabin, starting with the jet black interior complemented by metalgrain trim. That feeling only grows stronger as you discover all the extras at your fingertips. The driver's seat adjusts eight ways, and the settings for individual drivers can be recalled with a push of a button. Stereo system operation is hands-free, and a power jack on the upper dash accommodates navigation systems and smart phones. Warmers are built into all seats to keep occupants in comfort on wintry days.



03\_Power seats in front

01\_LED black face cluster  
04\_Heated seats front & back

02\_Driver's seat with memory function  
05\_CD player with MP3, Bluetooth









# NEW WORLD IN SUMPTUOUS BEIGE

## A different kind of look and feel

The beige interior package is designed for car owners who enjoy the extraordinary. The ambience of the high-quality materials provide a special kind of comfort inside the cabin. A luxurious centre console trimmed with silver paint and chrome adds a metallic feel to the modern instrument panel and helps to unify the system components.



01\_Beige leather seat covers  
03\_Cup holders in rear

02\_Centre armrest  
04\_Beige front door trim





More flexibility for more value

The Rexton W represents the height of practicality, allowing you to do more and carry more. The seats can be configured multiple ways for maximum utilization of the roomy interior. The roof rack is suitable for carrying bicycles and the other long and bulky items you need on outdoor excursions.



# UTILITY MULTIPLIED

A silver SUV is parked on a paved road that curves along a cliff edge. In the background, there is a vast mountain range under a clear blue sky. Two bicycles are mounted on a rack attached to the rear of the SUV. The SUV's rear features a 'REXTON' badge and a '2.5 2400cc' badge.

Full seating

Normal seating

2nd row  
40% flat

2nd row folded flat for  
max. cargo capacity





# MORE ENGINES, PERFECT CHOICES

## Performance now better than ever

Left-hand-drive models come with a selection of four great diesel engines. Topping the list is our new RX200e-XDi, which boasts a 14% improvement in fuel efficiency over other engine models. Maximum output is 155ps at 4,000 rpm, and low-end torque can reach 190 Nm at 1,000 rpm for superior starts. Maximum torque is kept within the 1,500-2,800pm range, where the engine runs most of the time, for outstanding acceleration when passing.



**5-speed Automatic**  
The E-tronic automatic transmission, built with Mercedes-Benz technology, provides smooth and quiet operation. The advanced AI programme monitors the vehicle's operational status and can anticipate the driver's intentions, while optimal gear changing delivers the best driving performance at high speed and improves fuel efficiency.



**Thumbs Up Manual Mode**  
The Rexton W with automatic transmission features a sporty driving option. Switches on the gearshift knob and steering wheel let the driver shift gears up or down manually.



**New 6-speed Manual**  
A wide-spread gear ratio provides a great "launch feel" when starting out as well as lower engine rpms at high speed, for quieter operation. Ergonomic gate definition delivers best-in-class shift comfort. Self-adjusting technology and high-efficiency concentric slave cylinders compensate for increased pedal force as the clutch disc wears, thereby extending the usable lifetime of the clutch. (with RX200 e-XDi engine)



**RX200e-XDi**  
155ps (114kW)  
1,998cc VGT



**RX270 XVT**  
186ps (137kW) 2,696cc



**RX320**  
220ps (162kW) 3,200cc



**RX270 XDi**  
165ps (121kW) 2,696cc







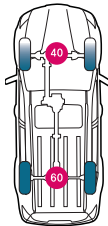
# DYNAMIC DRIVING, COMFORTABLE RIDE

## The authentic SUV performance

You get to choose the drive train system that suits your driving needs best. Part-time 4WD will provide better fuel economy under normal driving conditions, while full-time 4WD maximizes safety when the driving gets rough and extra traction and toque are needed. TOD is a compromise that provides the greatest flexibility.

### Full-time AWD

The all-wheel drive system distributes 60% of the torque to the rear wheels and 40% to the front wheels at all times. This provides quick starts and great overall responsiveness, for improved driving safety under all road and weather conditions. Whenever any given tyre starts to slip, power is immediately transferred to those tyres with traction for maximum grip when starting out or during coming. (RX270XVT, RX320)

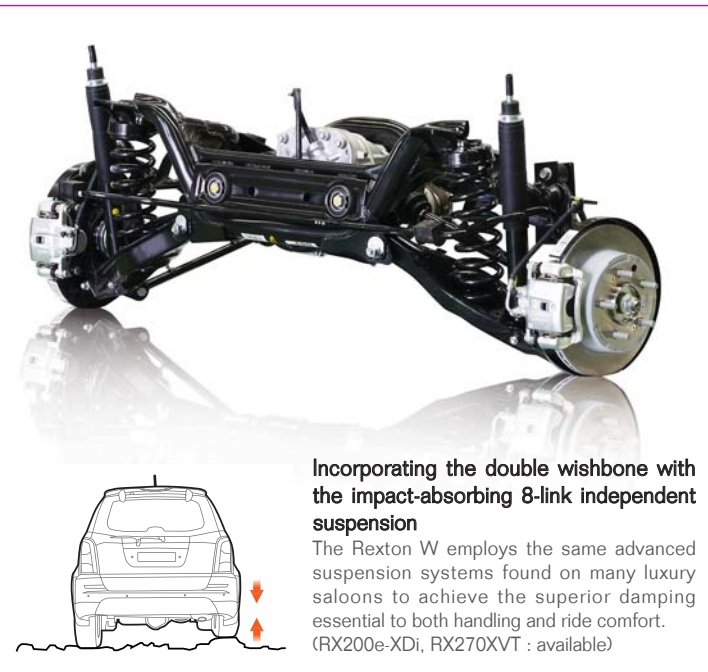
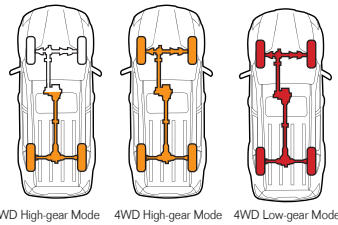


### Torque On Demand

The TOD system is designed for all-around driving comfort and ease under diverse road conditions. Normally, almost all of the power is allocated to the rear wheels. However, the system is equipped with sensors that monitor driving conditions and will automatically distribute additional torque to the front wheels when the wheels start to slip, thereby enhancing vehicular stability. (RX270XD)

### Part-time 4WD

Part-time 4-wheel drive is simple and offers great drivability. Normally, the vehicle is driven by the rear wheels only, lowering fuel consumption because of the lower rolling resistance. The driver can switch the transaxle to four-wheel drive while the vehicle is in motion whenever additional traction is required. (RX200e-XDi, RX270XD, RX320)



### Incorporating the double wishbone with the impact-absorbing 8-link independent suspension

The Rexton W employs the same advanced suspension systems found on many luxury saloons to achieve the superior damping essential to both handling and ride comfort. (RX200e-XDi, RX270XVT : available)



### Double wishbone in front

The front wheels are suspended by lower and upper arms to maintain optimal wheel contact for better driving stability. Ride smoothness is further enhanced by dual action gas-filled shock absorbers, stabiliser bar and coil springs.

You can choose between Rexton's proven five-link suspension with coil springs and the all-new 8-link independent suspension system. Each link performs a specific wheel locating task to ensure constant steering stability and superior handling amid changing road conditions. Moreover, the wheels move independently of one other, reducing chassis movement on rough surfaces and maintaining optimal wheel control at all times.


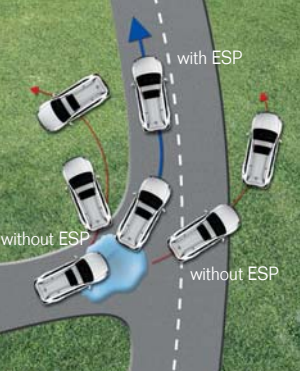
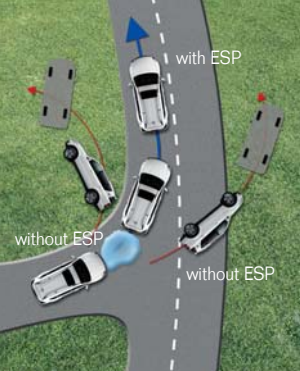




# SMART SAFETY, GOOD IDEA

## In control under any circumstance

The Rexton W is equipped with cutting-edge active safety systems, including the Electronic Stability Program, which integrates the electronic brake-force distribution, the antilock braking system, brake-assist system, traction control system, and active rollover protection. The ESP monitors the vehicular status at all times, and takes charge of engine output and brake force the moment the driver is in danger of losing control.

HDC_Hill Descent Control	ESP_Electronic Stability Programme	
		
Negotiating steep gradients most safely	Preventing under-steering or over-steering accidents	Preventing a rollover
When the downward gradient reaches 10% or more, the HDC assumes braking duties and maintains slow and steady vehicular movement. The driver can focus solely on steering.	The electronic stability programme monitors road conditions and vehicular status constantly, adjusting engine output and braking whenever the driver is about to lose control. ESP integrates the antilock brake system, active rollover protection, anti-slip regulation and brake-force assist to improve the Rexton W intervention capabilities.	



**TPMS\_Tyre Pressure Monitoring System**  
The TPMS measures tyre pressure constantly and when abnormality is detected issues an alert to the driver that reflects the degree of urgency. (RX200e-XDi)





# SOLID PLATFORM, A SAFETY FUNDAMENTAL

## Maximum protection in a collision

The Rexton W is designed to withstand impacts and disperse impact force most effectively in order to ensure the safety of all occupants. The front crossbar is bolted onto the frame, and both the front and rear bumpers are reinforced for better impact absorption in head-on or rear-end collisions. The overall chassis is also fortified with high tensile-strength steel plate. Inside, the driver is safeguarded by a collapsible steering column. Both the driver's and front passenger's seats are equipped with the seatbelt pretensioner and load limiter, and all occupants are protected with airbags.



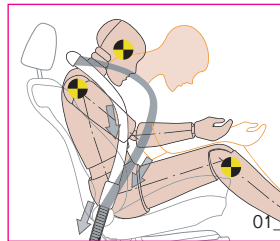
Prepared to protect you and your family should the unthinkable ever occur

The ultimate value of any vehicle is measured by how well you can walk away from it after an accident. In advance of its impressive aesthetics and comforts, the Rexton W has been designed to withstand impacts and disperse impact force most effectively. The front-row seats are protected by frontal airbags and supplemental side-impact airbags.

### Solid reinforcement

The ultra-rigid frame, which features triple-layer construction, is built to absorb and disperse shocks and impacts of all kinds. This means less vibration during normal operation, longer durability overall and greater safety in a collision.

(cross-section)  
Steel frame with  
triple-layer construction



01\_Safety belt  
pretensioner and  
load limiter



02\_Speed-sensing door lock



03\_Door impact bar



04\_ISO-FIX



05\_Front and backup warning system





The Rexton W proudly carries on the tradition of Korea's flagship SUV. The interior and exterior sport a luxurious new face, while an exciting new heart beats under the hood. Everything you've liked about the Rexton before is here together with much more.





# STYLE, COMFORT AND CONVENIENCE EXTRAS



- 01\_Noise and solar control glass**  
Maintains a quiet cabin and reduces glare and harmful UV rays.
- 02\_Safety power window on driver's side**  
Stops closing and reopens automatically if obstructed by an object.

- 03\_Privacy glass**  
Keeps out prying eyes for visual security.

- 04\_Fog lamps**  
Helps the driver see and be seen in inclement weather.

- 05\_Folding heated outside mirrors**  
Power adjustable, remains clear on cold or wet days, facilitates negotiation of narrow spaces.

- 06\_Sun roof and silver roof rack**  
Fashionable, functional and fun.

- 07\_Rear spoiler with LED stop lamp (Deluxe type)**  
Enhances high-speed stability and appearance, tells drivers in the rear when brakes are applied.

- 08\_Rear spoiler with LED stop lamp (Standard type)**  
Adds a touch of sportiness to the SUV, improves safety.

- 09\_Heated rear glass**  
Keeps the view clear of frost and fog on cold days for greater driving safety.

- 10\_Flip-up glass**  
An easy way to access the back without opening the tailgate.



- 01\_Eco-cruise control**  
Helps save fuel and make driving long distances easier; activated by a lever on steering wheel.

- 02\_Bluetooth hands-free**  
Enhances driving safety by allowing the driver to stay focused on the road.

- 03\_Speed-sensing power steering**  
Makes driving safer by increasing required steering effort as vehicular speed accelerates.

- 04\_Automatic light control**  
Turns lights on and off as needed via optical sensors, especially useful in tunnels, underground spaces. (General market)

- 05\_Easy access mode**  
Driver's seat automatically returns to the preset position when key is inserted in the ignition.

- 06\_3-person memory driver's seat**  
Improves comfort and convenience by automatically adjusting the preferred settings for the driver's seat, steering wheel and mirror.



The Rexton W offers many little extras that add up to a big difference in how you feel about your SUV. The Rexton W is an extraordinary SUV. You are treated to the sumptuous comfort that you'd expect from a luxury saloon. This is a masterpiece of automotive art crafted for people who truly appreciate excellence and who love to drive.





**TYRES & WHEELS**  
18" alloy wheels with 255/60 tyre or Bridgestone tyre  
16" alloy wheels with 235/75 tyre or 255/70 tyre



01\_



02\_



03\_



04\_



05\_



5 seater

7 seater

06\_



07\_



08\_



09\_

**01\_Electrochromic mirror**  
Automatically cuts headlamp glare for greater driving safety at night.

**02\_2-din audio with MP3 & CD player**  
Sounds great and supports multimedia.

**03\_Automatic climate control**  
Keeps cabin temperature at the optimal comfort level.

**04\_Stainless steel door scuffs**  
Adds a stylish look and helps protect the floor mats.

**05\_Centre console**  
Serves as armrest and handy storage compartment, matches interior decor.

**06\_Power outlets**  
Offers all occupants with a convenient way to recharge handheld electronics.

**07\_Lumbar support**  
Relieves back fatigue on long hauls.

**08\_Panic alarm**  
The driver can remotely activate the antitheft alarm if a suspicious person is lurking near the vehicle or if some other kind of help is needed.

**09\_Bridgeston tyres**  
High quality, dependable original equipment.




Black interior



Beige interior


## SEATS



Black



Leather



TPU (thermoplastic polyurethane)



Double rachel



Beige

Leather



Flat woven

## INTERIOR ACCENT



Metalgrain



Woodgrain

## COLOUR GUIDE



Grand White (WAA)



Silent Silver (SAI)



Sable Grey (EAX)



Tonic Grey (ACG)



Royal Brown (OAR)



Space Black (LAK)



FEATURES LIST

APPEARANCE	CONVENIENCE
Projection headlamp with light guide	Electronic cruise control
Chrome coated radiator grille	Windshield wiper de-icer
Aero-blade wipers	Headlamp leveling device to maintain maximum illumination
Outside mirror with LED side repeater	Rear wiper and washer to ensure an unobstructed view
Body color exterior door handles	Heated tailgate window with timer to defrost
16" alloy wheels 235/75 tyres (No flange)	before starting up the vehicle
16" alloy wheels 255/70 tyres (No flange)	Remote keyless entry system with burglar alarm
18" alloy wheels 255/60 tyres (Diamond cutting)	Dual REKES (Remote Keyless System)
Bridgestone tyres	Illuminated ignition key slot to help you get started in the dark
Stainless steel inserted in door belt line	Auto light control and rain sensing wiper
Chrome inserted in door sill molding	Battery saver
Fashionable roof racks	Blue-tinted outside door mirrors that can be electrically adjusted, folded and heated
Side steps	Power-folding outside door mirrors
LED rear combi. lamp with light guide	Easy-to-read LED black face cluster
Sporty air spoiler with LED high-mounted stop lamp	Solar and noise control windshield glass
Flip-up tailgate glass with deluxe air spoiler	Solar front door glass
Pole antenna	Privacy glass (rear door windows, quarter windows and tailgate window) to keep interior cool and add the look of luxury
All-around tinted glass	2DIN MP3 CDP audio system
Temporary spare tyre	Audio remote control switch on steering wheel
Engine cover to dampen noise heard both inside and outside the cabin	USB and AUX. slot
Stainless steel door scuff	Bluetooth system
Chrome tailpipe	Six speakers
Towing and lashing hook	12V DC power outlets-on upper fascia, under the front passenger seat, and in the cargo bay
Safety power sunroof	Boot storage compartment under cargo bay
Metalgrain accented on fascia, console and door trim	Coat hangers in the rear
Woodgrain accented on fascia, console and door trim	Mobile illuminated ashtray
	Overhead console in easy reach
	Digital clock on the dashboard
	Dual gas-filled struts for bonnet and tailgate
	Handy centre storage console
	Manual seatbelt height adjustment on "B" pillar
	Map pockets on the inside of the doors
	Pop-out cup holders in the front and rear
	Sunvisors with illuminated vanity mirror
	Glove box with inner flocking
	Luggage cover, luggage net and barrier net to improve cargo utility
	Leather steering wheel cover with metalgrain or woodgrain accent
	Floor mat

AIR CLIMATE
PTC (positive temperature coefficient) heater
Fully automatic air conditioning with temperature sensor and outside temperature gauge
Dual air conditioning with independent climate control unit for the rear seats
Air quality control system
Rear vent duct for improved air circulation
Two air filters to ensure interior air stays fresh

MECHANICAL
155ps 2.0 e-XDi diesel engine with CDPF
165ps 2.7 XDi diesel engine (161ps with CDPF)
186ps 2.7 XVT diesel engine (179ps with CDPF)
220ps 3.2L Silky-six petrol engine
Full-time all-wheel drive
Smart TOD to automatically adjust power distribution front and back as driving conditions change
Part-time 4WD with shifting on the fly
5-speed manual transmission with dual-mass flywheel
6-speed manual transmission
E-Tronic 5-speed automatic with winter mode safety feature (Mercedes-Benz)
Thumbs Up shift buttons on steering wheel and switch on gearshift knob for more dynamic driving response
Double wishbone front suspension system with coil springs
Five-link rear suspension system with coil springs
Impact-absorbing 8-link rear suspension (IRS)
Additional water sedimentor to protect the engine and fuel system
78L fuel tank
Hydraulic power steering
Speed sensitive power steering

SEATS
8 way power-adjustable driver's seat
4 way power-adjustable front passenger's seat
3 <sup>rd</sup> row seats can be folded fully flat for ample luggage room
Settings for three drivers, including seat & outside door mirror positions, stored in onboard memory
4 way (sliding & tilting) easy access mode for driver's seat
Driver lumbar support
Heated front seats with 5 comfortable settings
Heated rear seats
Sliding front headrests
60:40 split folding 2 <sup>nd</sup> -row seats with folding centre armrest
Luxurious leather seat covers for comfort
TPU (thermoplastic polyurethane) seat covers
Appealing woven cloth seat covers for beige interior
Appealing double rachel cloth seat covers for black interior

SAFETY
Ultra-rigid frame for greater strength, less vibration and noise
Door impact beams for optimal protection from side collisions
Airbags for driver and front passenger
Seatbelt load limiters and pre-tensioners
Side airbags
4 channel anti-lock braking system
Electronic stability programme (ESP) with emergency brake assist, hill descent control (HDC) and active roll-over protection (ARP)
Front ventilated disc brakes
Rear ventilated disc brakes with IRS
Rear disc brakes
Front cornering sensors
Rear obstacle warning system with 3-stage alarm
Door courtesy lamps
Front fog lamps
Rear fog lamps (Regulation region only)
Immobiliser system
Childproof safety lock
Speed sensitive door lock
Collapsible steering column
ISO-FIX and tether anchorage for baby car seat (Regulation region only)
Seatbelt reminder to bring the driver's attention to the seatbelt
Electrochromic inside rear view mirror
Safety power windows
Visual VIN (Regulation region only)
Tyre pressure monitoring system (RX200e-XDi only)

※ Some of features may be optional or not be available according to market. Please contact your local dealer for the exact details regarding vehicles sold in your area.

TECHNICAL DATA

ENGINE			RX200e-XDi (w/ CDPF)		RX270XDi (w/o CDPF)				RX270XDi (w/ CDPF)		RX270XVT (w/o CDPF)	RX270XVT (w/ CDPF)	RX320		
DRIVEN WHEELS			PART-TIME 4WD		PART-TIME 4WD		TOD		TOD		AWD		AWD	PART-TIME 4WD	
TRANSMISSION			6-SPEED MANUAL	5-SPEED AUTOMATIC	5-SPEED MANUAL	5-SPEED AUTOMATIC	5-SPEED MANUAL	5-SPEED AUTOMATIC	5-SPEED MANUAL	5-SPEED AUTOMATIC	5-SPEED AUTOMATIC		5-SPEED AUTOMATIC		
EMISSION			EURO 5		EURO 3		EURO 4		EURO 4		EURO 4		EURO 4	EURO 3	
DIMENSIONS	Overall length		mm	4,755											
	Overall width		mm	1,900											
	Overall height		mm	1,840 (with roof rack)											
	Tread	Front	mm	1,570											
		Rear	mm	1,570											
	Overhang	Front	mm	885											
		Rear	mm	1,035											
	Wheelbase		mm	2,835											
	Approach angle		degree	28											
	Departure angle		degree	25.5											
	Ramp angle		degree	22.5											
	Min. clearance	Front	mm	250		247									
Rear		mm	216 (IRS:260)		206					206 (IRS:263)			263	206	
Min. turning radius		m	5.7												
WEIGHT	Gross vehicle weight		Kg	2,710		2,760									
	Kerb weight		Kg	1,960 ~ 2,024	1,985 ~ 2,049	1,991 ~ 2,088	2,000 ~ 2,101	1,986 ~ 2,088	2,000 ~ 2,101	1,986 ~ 2,088	2,000 ~ 2,101	1,995 ~ 2,099	2,000 ~ 2,104	1,991 ~ 2,088	1,935 ~ 2,032
	Gross trailer weight	Braked	Kg	2,600		3,200									
Unbraked		Kg	750												
ENGINE	Fuel	-	Diesel		Diesel					Diesel			Gasoline		
	Capacity	cc	1,998		2,696					2,696			3,199		
	Bore X Stroke	mm	86.2 x 85.6		86.2 x 92.4					86.2 x 92.4			89.9 x 84		
	Compression ratio	-	16.5 : 1		17.5 : 1					17.5 : 1			10.0 : 1		
	Number of cylinder	-	4 in-line		5 in-line					5 in-line			6 in-line		
PERFORMANCE	Max. power	kW/rpm	114/4,000		121/4,000				118/4,000		137/4,000	132/4,000		162/6,100	
		ps/rpm	155/4,000		165/4,000				161/4,000		186/4,000	179/4,000		220/6,100	
	Max. torque	Nm/rpm	360/1,500 ~ 2,800		340/1,800 ~ 3,250				340/1,800 ~ 3,250		402/1,600 ~ 3,000		312/4,600		
		kg •m/rpm	36.7/1,500 ~ 2,800		34.7/1,800 ~ 3,250				34.7/1,800 ~ 3,250		41/1,600 ~ 3,000		31.8/4,600		
	Low-end torque	Nm/rpm	190/1,000		-					-		-		-	
Max. speed	Km/h	173	175	177	170	177	170	188	188	181	188	184			

※ IRS : Independent Rear Suspension.

DIMENSIONS

